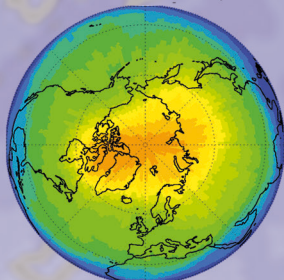
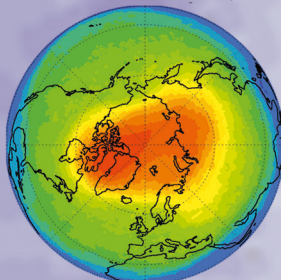


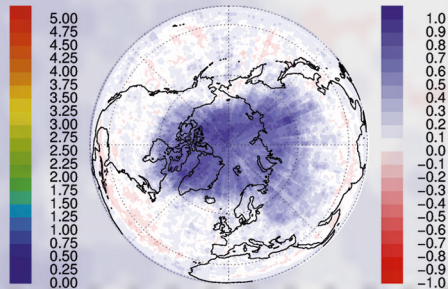
EMAC-FFSL February



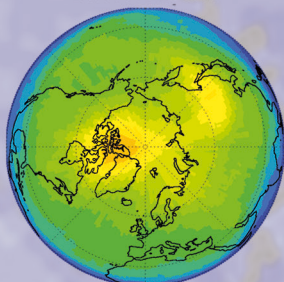
EMAC/CLaMS February



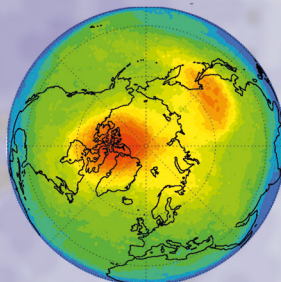
Difference February



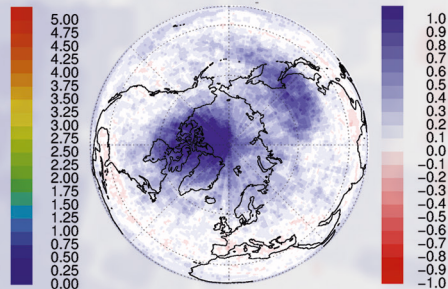
EMAC-FFSL March



EMAC/CLaMS March



Difference March



## A Lagrangian transport core for the simulation of stratospheric trace species in a Chemistry Climate Model

Charlotte Marinke Hoppe

Forschungszentrum Jülich GmbH  
Institute of Energy and Climate Research  
Stratosphere (IEK-7)

# **A Lagrangian transport core for the simulation of stratospheric trace species in a Chemistry Climate Model**

Charlotte Marinke Hoppe

Schriften des Forschungszentrums Jülich  
Reihe Energie & Umwelt / Energy & Environment

Band / Volume 226

---

ISSN 1866-1793

ISBN 978-3-89336-984-3

---

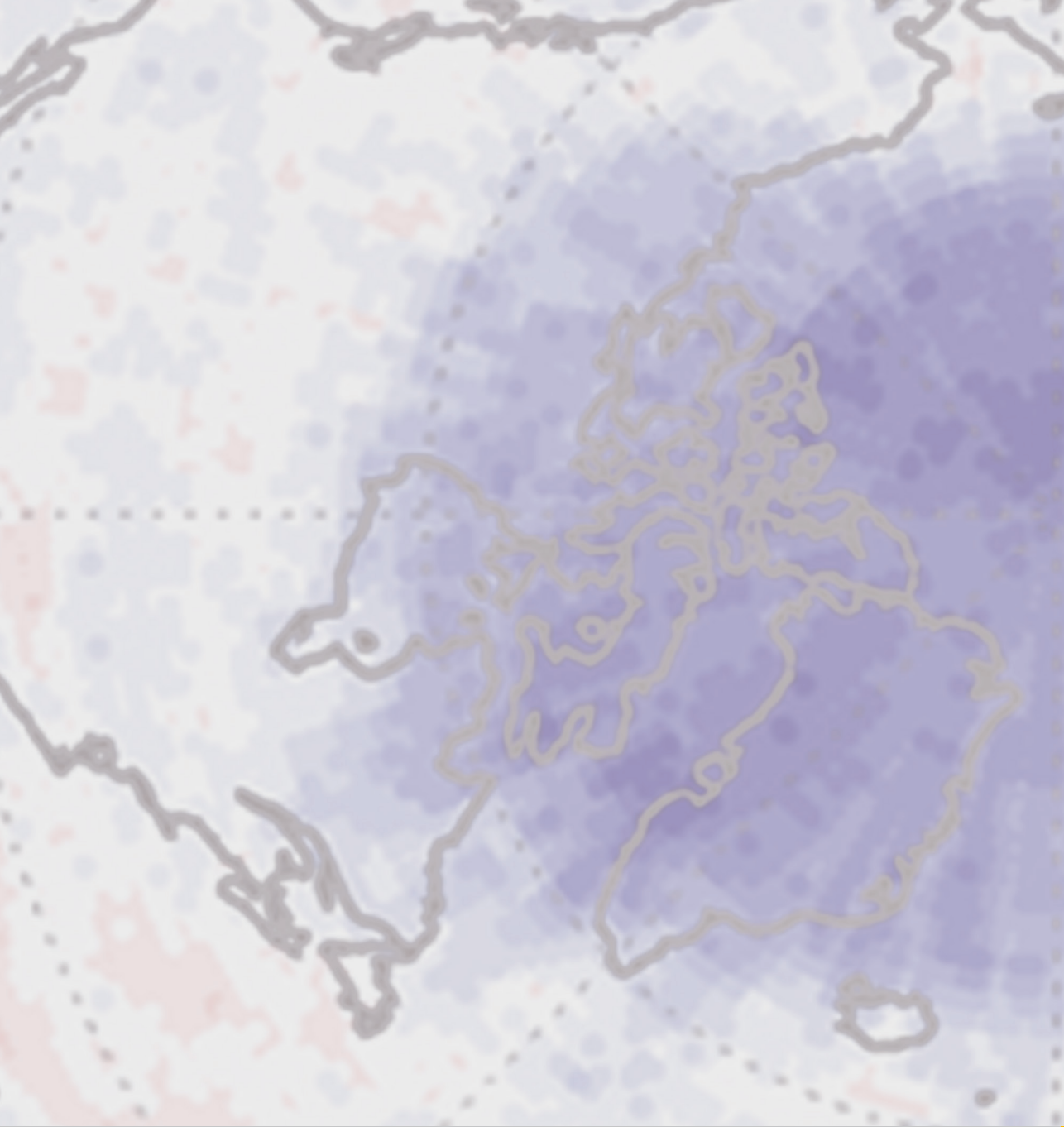
Contents

---

|          |   |           |
|----------|---|-----------|
| <b>1</b> | <b>Introduction</b>                                       | <b>1</b>  |
| <b>2</b> | <b>Model description</b>                                  | <b>9</b>  |
| 2.1      | The Lagrangian chemistry transport model CLaMS . . . . .  | 9         |
| 2.1.1    | Trajectory calculation . . . . .                          | 11        |
| 2.1.2    | Mixing . . . . .  | 11        |
| 2.1.3    | Chemistry . . . . .                                       | 12        |
| 2.2      | The chemistry climate model EMAC . . . . .                | 14        |
| 2.2.1    | The climate model ECHAM5 . . . . .                        | 15        |
| 2.2.2    | The MESSy interface structure . . . . .                   | 16        |
| 2.3      | The coupled model system EMAC/CLaMS . . . . .             | 17        |
| 2.4      | Simulation setup . . . . .                                | 18        |
| <b>3</b> | <b>Vertical velocity</b>                                  | <b>21</b> |
| 3.1      | Diabatic vertical velocity in EMAC/CLaMS . . . . .        | 21        |
| 3.2      | Kinematic vertical velocity in EMAC-FFSL . . . . .        | 26        |
| 3.3      | Transformed Eulerian mean . . . . .                       | 30        |
| 3.4      | Comparison of diabatic and kinematic velocities . . . . . | 31        |
| <b>4</b> | <b>Tropical upwelling and subtropical jet</b>             | <b>43</b> |

---

|          |   |           |
|----------|---|-----------|
| 4.1      | N <sub>2</sub> O in the tropical pipe . . . . .               | 43        |
| 4.2      | The quasi-biannual oscillation (QBO) . . . . .                | 50        |
| 4.3      | Subtropical jet and extratropical tropopause . . . . .        | 53        |
| <b>5</b> | <b>Representation of polar vortices</b>                       | <b>59</b> |
| 5.1      | Antarctic polar vortex . . . . .                              | 61        |
| 5.2      | Arctic polar vortex . . . . .                                 | 66        |
| <b>6</b> | <b>Zonal mean climatologies</b>                               | <b>71</b> |
| 6.1      | Age of air . . . . .  | 71        |
| 6.2      | N <sub>2</sub> O . . . . .                                    | 77        |
| 6.3      | Zonal mean trace gas climatologies . . . . .                  | 83        |
| 6.4      | Lifetime estimates for CFC-12 . . . . .                       | 84        |
| <b>7</b> | <b>Conclusions</b>  | <b>89</b> |
| <b>A</b> | <b>MESSy submodels used in the simulation</b>                 | <b>93</b> |
| <b>B</b> | <b>Boundary conditions for chemical tracers</b>               | <b>95</b> |
| <b>C</b> | <b>Correlation functions for the initialisation of CFC-12</b> | <b>97</b> |
|          | <b>Bibliography</b>   | <b>97</b> |



**Energie & Umwelt / Energy & Environment**  
**Band / Volume 226**  
**ISBN 978-3-89336-984-3**

